

NATIONAL BARN ALLIANCE



The Barn Door

Newsletter of the National Barn Alliance

Fall 2008 Volume 2, Issue 2

SUCCESS BREEDS SUCCESS

“SAVE THAT BARN !!!”

NEW FARM, NEW MUSEUM, or TOWN PARK
.....LEARN HOW NBA MEMBERS DO IT.....

.....www.barnalliance.org.....

THE CHASE STONE BARN- Town of Chase, Oconto County, Wisconsin



The Chase Stone Barn Park will be a unique gathering place for residents of Oconto. It will have one of only two, all fieldstone barns in Wisconsin. The Town purchased the barn and ten acres in 2007.

Built in 1903, by the Krause family, it may be best described as German-style. The barn is 60 ft x 100 ft, with two-foot thick walls of glacial stone picked out of the fields, trimmed with brick and cut limestone arches. The interior wood structure is of tamarack and cedar. It is listed on the State and National Register of Historic Places.

It will be converted to public use for meetings, music & shows, receptions, reunions, and of course, for barn dances. A section will be used as an agricultural museum. There are no plans to heat the barn, so it will only be opened from the Spring through the Fall. The surrounding park will have trails and picnic areas along stone walls and a stream. Eventually, a separate Welcome Center will be built. Currently, the Stone Barn Committee is completing the barn's historic structures report and fundraising is underway For more info - www.townofchase.org



NBA ANNUAL CONFERENCE MAY 14-16, 2009

“Kentucky Barns”

at Shaker Village of Pleasant Hill,
Harrodsburg, KY

Co-Hosts- Preservation Kentucky & Kentucky
Heritage Council

www.preservationkentucky.org www.shakervillageky.org

Conference features networking opportunities for trades people, farm owners and everyone interested in barn and historic farm building preservation. There will be educational sessions and tours of local barns. Shaker Village is a historic hotel located on a working farm in the picturesque rolling Kentucky Bluegrass region which offers peaceful accommodations, gracious dining, exceptional shopping, historical activities and invigorating recreation. Kentucky invites everyone to participate in next year's conference!



Old Barns stoically guard our farmlands, waiting for us to remember that a safe, local food supply is our most basic necessity!

Our Mission:

The National Barn Alliance provides national leadership for the preservation of America's historic barns and their rural heritage.

- We encourage the documentation, through surveys and photography, of historic barns and other rural structures.
- We encourage and support the creation of statewide and local barn preservation organizations and programs.
- We facilitate the sharing of information on barns, their history and their maintenance.

BOARD OF DIRECTORS:**Officers:**

President: Charles Leik, Michigan/Virginia

Vice President: Vera Wiltse, Michigan

Secretary: Ann Christy, Ohio

Treasurer: Mike Woodford, New York

Members-At-Large:

Tommy Kleckner, Indiana

Bob Sherman, Illinois

Keith Cramer, New York: Editor of 'The Barn Door'

Rod Scott, Iowa: Membership

Chuck Law, Wisconsin, Ex-Officio, Immediate Past President

Jeffery Marshall, Pennsylvania


Board Member Profile-**Ex-Officio - Charles Law, Ph.D.**

"Chuck" Law is a University of Wisconsin (UW) Extension Specialist. In 1994, he was one of the founders of the Wisconsin Barn Preservation Program (WBPP) that has grown to be a nationally recognized force in helping preserve many of Wisconsin's most significant barns.

WBPP represents a collaborative effort between UW-Extension and the Wisconsin Historical Society and has multiple purposes including: a) building public awareness about the need to preserve and protect the state's remaining stone and timber-framed barns; b) providing learning opportunities for those interested in preserving their barns; and, c) developing and maintaining technical resource materials including an award-winning website that offers useful and practical information about preserving and restoring barns (see: <http://www.uwex.edu/lgc/barns/>).

As WBPP grew, Chuck began networking with representatives from similar programs across the Midwest. In the 1990's, participation in these discussions grew and what began as a loose consortium of University Extension educators and scholars, Historical Society representatives, professional contractors and interested parties evolved into the National Barn Alliance (NBA). In 2003, Chuck followed Jim Papritan (Ohio) and Marsh Davis (Indiana) in becoming NBA President, leading NBA's mission of providing active support to state organizations starting their own barn preservation programs; providing support and counsel to the National Trust for Historic Preservation's BARN AGAIN! Program and active lobbying for funding national barn preservation efforts. NBA prospered under his leadership until 2008 when the NBA was formalized as a non-profit, membership-based entity.

Chuck's interest in Wisconsin's architecture was inspired by his grandfather, a well respected and widely known architect who practiced throughout Wisconsin. Chuck's training and education in landscape architecture broadened his interests to include vernacular architecture and its place among rural Wisconsin landscapes. His passion for creating a national dialogue about the need to protect not only historic barns but all of the traditional buildings that made up the typical American farmstead is beginning to generate interest in collaborative efforts with European academicians as well.






KANSAS- The Kansas Barn Alliance held a May workshop, “Old Barns-New Ideas” that included awards to 4-Hers for their work documenting barns; restoration tips on painting old wooden structures, tinning, and repairing foundations; information on applying for State and National historic status and tax credits and other incentives available for restoring barns. New ideas for old barns discussed included niche agriculture, pork products, shearing alpaca, raising tilapia, growing hydroponic basil, and drying lavender and herbs, organics, local Coops and wind energy. The Kansas Historical Society nominated 7 barns for the National Register. See the Nomination and barn photos on www.kshs.org and www.kansasbarnalliance.org



News from Europe- Germany- Dutch artist Andre Dekker has created an abstract version of the 18th-century New World Dutch, Deertz Barn as part of an industrial reclamation project. See more- www.observatorium.org



Read the full articles in “*The Barn Door*” at www.barnalliance.org



BRING THE NBA TO YOUR STATE– Barns are disappearing from the American landscape. On our website you will find information and links to help save the barns in your hometown. Join our nationwide effort to save the historic farm buildings of the American countryside. [Please become a Member](#) of the National Barn Alliance today.



Iowa- Saving a Hayberg near Otley. The Van Essen family came here in 1921. In their Dutch tradition, they built a hay barrack, they called it 'hayberg', and grandkids called it a 'haybird'. Four 25-foot poles, with drilled holes every foot up, allow a wooden hipped roof to be raised by a hand jack. Great-grandson Kevin DeReus now owns the farm and will preserve his family's 'haybird'. See Kevin's full article at www.barnalliance.org Before barns, hay was often stored in piles on the ground covered with a thatched roof that could be raised or lowered depending on the amount of hay. Hay barracks are still in use in the Netherlands and many other countries. For the best information, visit this website www.skhn.nl For the best book, 200 pages, many photos, www.blurb.com/bookstore/detail/154378


Barns Around Iowa: A Sampling of Iowa's Round Barns, photos by Luella Hazeltine, edited by Deb Schense. This new title features over 100 round and multi-sided Iowa historic barns. Contact: 1-800-728-9998 or penfield@penfieldbooks.com See many of these Iowa barns at www.barnalliance.org

Barns Around Iowa

A SAMPLING OF IOWA'S ROUND BARNs



Photographs by Luella Hazeltine
Edited by Deb Schense



Iowa All-State Barn Tour- Sept. 20 & 21

Every year the Iowa Barn Foundation hosts public tours of barns that have received the foundations matching grants and barns that have received an Award of Distinction for barn restoration. See a list of the barns and photos at www.iowabarnfoundation.org/events

New York State -Fall Events-

NYS Barn Coalition Annual Conference & Tompkins County Barn Fair, Oct. 4 & 5, Ithaca.

www.historicithaca.org
www.barncoalition.com

Historic Ithaca and the New York State Barn Coalition invite you to join us during the weekend of **October 4th and 5th** for the Tompkins County Barn Fair. This two-day event will address the history and significance of the barns of our county, as well as real solutions for barn owners and enthusiasts who are passionate about the preservation of our rural landmarks.

SCHEDULE OF EVENTS:

SATURDAY: guided tour by motorcoach of several area barns
SATURDAY EVENING: the NYSBC's annual meeting- keynote speaker Doug Reed.

SUNDAY: Open house. A self-guided tour of area barns, with speakers at each location to talk about specific restoration issues.

FOR MORE INFORMATION, GO TO

The Winnakee Land Trust Barn Tour, Oct. 11, Dutchess County,

www.winnakeeland.org
a benefit for the Land Trust, eight privately-owned barns will be opened for the first time, afternoon reception at historic Astor Stone Barn complex, see tour details and invitation in the 'Full Articles' section of the NBA Newsletter online at www.barnalliance.org

Dutch Barn Preservation Society Annual Meeting and Barn Tour in Albany & Schoharie Counties, Oct 25, www.dutchbarns.org



MICHIGAN- The Thumb Octagon Barn: A Preservation Success Story

Gagetown, Tuscola County-

The Thumb Barn was built in 1924, with tamarac timbers. It is 100 feet in diameter, 8,600 sf on the ground floor, has 8 sides, 42 ft. long and 24 ft. tall, and 3 roof levels crowned with a cupola supporting a large steel ventilator. It was built to be a model of efficiency; it was state-of-the-art, and meant to be the barn of the future.

From a few neighbors uniting in 1993, to stop the demolition of this grand old barn, the renowned, 700-member, Thumb Agricultural Museum was created. A highlight of the educational program is the School Tour, full of demonstrations and displays, available to all school classes, 4-H, FFA, Boy & Girl Scout groups and Latch Key programs.



September is time for Fall Family Days at the Thumb Octagon Barn. Step back in time as farming and rural life in the early 1900s comes to life through the many activities, displays and demonstrations. You'll see a saw mill operating; a demonstration of corn and grain harvesting with early to mid-1900 tools and equipment; steam engines; and a stone grist mill. If you have an appetite, you can try homemade ice cream and donuts, hand pressed cider, fresh apple butter and hog kettle popcorn. The children can make a rope, pet their favorite farm animal, play checkers, or ride on a horse-drawn wagon. There is plenty of shopping in the arts & crafts and flea market area. Anyone can wander through the antique tractor and gas engine displays or the quilt displays and tour the one room schoolhouse, the barn and craftsman-style 12-room house.

For a lesson in successful preservation and ideas for your own barn project, visit their website at www.thumboctagonbarn.org

Michigan Barn Preservation Network Fall Conference, Oct. 4 at the magnificent Ellis Barn in Oakland County's Springfield Oaks County Park. This grand 1884 barn measures 129' by 46' and 48' high, and is a "double Dutch" or "Madawaska Twin Barn." This *free* conference includes *free* presentations from 1 to 4 p.m., on the Ellis Barn, the role of barns in tourism in Oakland County, the work of the MBPN, the importance of sustainable agriculture, the relationship between modern building codes and the preservation of historic structures, and evaluating heritage barns for preservation purposes. Also, horse-drawn hayrides, antique tractors, farm animals, games, demonstrations, and much more including a real-true barn dance. The MBPN board will hold its quarterly meeting, October 3 at the Ellis Barn. Board meetings are *free* and open to the public. More info at www.mibarn.net and www.oakgov.com/parksrec.



WASHINGTON- See a fantastic Barn Preservation award nomination for the Kings County Landmark Commission. Full of ideas, great barn photos and poster, newspaper articles, at NBA website- Newsletter-'Full Articles' and www.4culture.org www.dahp.wa.gov

Read the full articles in "*The Barn Door*" at www.barnalliance.org

‘The Sills’ by Richard Lazarus

The sills of a barn usually fail because they rot. Sills seem to usually rot from the outside of the timber inward. The reason they rot is because they remain wet. Great-door sills are always the first to go. They are always nearer to grade than sills in other locations, and the doors, if left open, through neglect or failure of rollers or hinges, allow rain and snow to saturate them and promote rot.

Sills of a barn are like the keel of a ship. The foundation may rise and fall with the frost or spread under earth load, but the function of the sill is to keep the barn together. The original sills of a barn are

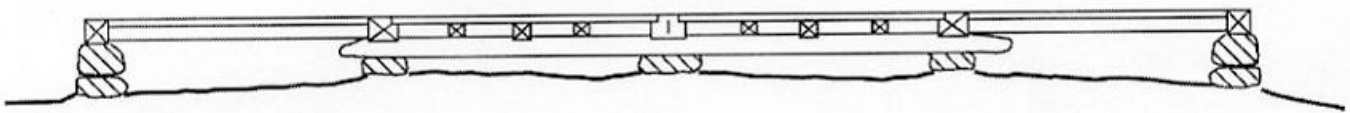
usually the full length of the barn or have a scarf if the barn is longer than about fifty feet. The limit in length of timbers available today without hewing is about twenty-four feet. If the waste and expense of hewing can be tolerated, the recommended way to replace sills is with lengths to match the original. Also acceptable, is to use new timbers sawn to match the hewn size, lengthened with appropriate joinery and in appropriate structural locations. The sill should function structurally as a solid timber. Not acceptable is to laminate new sills from dimension, pressure treated, or rough-cut 2x lumber. The cost of materials is always greater and a carpenter experienced in traditional framing can cut a new timber and install it faster than building it up with kiln dried dimension lumber.



Floor system:

Failure in barn floor systems is found for two reasons. Roof leaks promote rot in the flooring and joists underneath. And when the great-door sills rot, the tenons of the joists that fit into them rot also, leaving the joist ends unsupported. If only the tenon of the joist and a small part of the joist near the tenon is rotted this is an appropriate place for the use of a steel repair piece. Cut away any rotten wood and fabricate and install a structurally appropriate piece of steel fastened to the wood in a structurally appropriate manner to support the remaining joist and tie it to the sill. I usually use a piece of 2"x8"x1/4"x 60"C channel, through bolted to the end of the joist, then tied to the sill with through bolts and resting on the foundation wall. Another way to support rot-shortened joists is to timber frame a beam with posts resting on adequate footers to support a row of joists. Of course replacing the entire or a part of the joist with a timber of appropriate size using traditional joinery is more acceptable, but a bit more expensive because the flooring may have to be removed (but not necessarily). Where roof leaks or other damage cause failure in the middle of a joist, the recommended repair is to replace the joist with a new timber. Floor joists of barns built in the nineteenth century were most often log joists hewn only on one face to provide a flat surface for flooring. If a log joist is to be replaced, it should be hewn to match the original if the species is appropriate and not extinct. Hewing is not difficult to learn and logs are not expensive, so cost should not be a factor in deciding to perform repair or replacement. Many local mills will also saw flat one side of an appropriate log. Rotten or missing floorboards should be replaced using rough sawn 1x or 2x boards to match the original.

Richard Lazarus is a Timberframer & Barn Restorer, & NYS Barn Coalition rep to the Traditional Timberframers Research and Advisory Group (TTRAG). This is an excerpt from 'Recommendations for Appropriate Repairs to Historic Barns'. The entire article is on our website under Newsletter Volume1, Issue 1.



CALL FOR ARTICLES- The National Barn Alliance is seeking articles and contributors for our Newsletter. The hardcopy newsletter is an introduction to the website newsletter that will have extended articles, photo galleries, and resource links. This will be the national clearinghouse for all barn news. State and Local barn preservation groups- please use this opportunity to share your successes to help us encourage the many upstart groups working to save historic barns in their own states.

Articles can be anything about barns: barn museums, history/preservation, grant programs, kids & education, calendar items, conferences, photos, art, "The Barn Book of Records", your organization & projects, barn fact, endangered barns, saved barns, repair tips, barn song w/ music tab, book review, surveys & studies, barn humor, personal story, guest editorials, barns on the web & in the media, barn people, barn raisings, tours.

Send text as a Word document, or put in the text of your email. Send photos individually, as jpegs. Only send items that you, and the NBA, have permission from the original authors and photographers to reuse. They will receive credit and contact info if requested and supplied. Send to info@dutchbarns.org Put in subject line- NBA Article.

KENTUCKY BARN QUILTS- by Gwenda Adkins

Watch closely now, because around each bend you might see a brightly colored giant quilt square hanging out with a barn. They've formed a lasting friendship along Eastern Kentucky's scenic two lane roads. Once only seen on the inside of homes giant quilt squares have come out of hiding to embellish the countryside as never before. The old creaking barn is smiling once again because people are paying attention to its build and strength. Once a focal point on the family farm, barns have recently been ignored; lost in this age of technology. Some of them are standing straighter; scars and holes are being mended. Yes, there is a movement in Kentucky to brighten the landscape and preserve some very important components of history.

What started this movement to showcase our cultural pride in such dramatic fashion? Nothing more than a daughter's love and respect for her Mother. When Donna Sue Groves and her mom, Nina Maxine Groves, bought a tobacco farm in Adams County Ohio Donna Sue told her mom "someday I will paint a giant quilt square on the end of the barn to honor you and your many years of quilting". Just a little bit later, Donna Sue did just that, she hung an eight foot by eight foot replica of Snails Trail on the end of the old tobacco barn. Little did she know she had dropped a small snowball at the top of the hill. People came from miles around to see the "barn quilt" so the arts council decided to hang them all round the county. That snowball started rolling south and carved its trail right into Eastern Kentucky and it's still rolling across the state. Now, Donna Sue was quite proud of her snowball, she called it her baby. All she asks is "If you plan a barn quilt project in your county, please remember my momma, Nina Maxine Groves.

In Kentucky you say "Don't get the cart before the horse" so let's back up and see what tobacco barns and quilts might mean to each other. For generations, tobacco was the primary crop raised on family farms in the Appalachian foothills. It grew big in the fertile ground and brought in enough money to pay the grocery bill and buy school clothes. The crop was so important that it had its own building; a tobacco barn. Older farmers tell us that not all barns are built the same, in the hills of Eastern Kentucky early barns were made of hand hewn logs but later they were constructed from rough lumber from the sawmill. The logs and lumber were usually oak because it is a very hard wood that lasts many years. In times past the rungs were made of small trees called poles which gave them the name "pole barns". The poles that formed the rungs were just far enough apart to hang a stick of tobacco between. The western part of the state had a different kind of barn because they grew a different kind of tobacco.

A barn might not be the most handsome building around but it certainly is strong. Why they've been known to house thousands of pounds of tobacco, let horses come inside to eat, provide a place to milk a cow, and sometimes allow chickens to roost way up high near the rafters. Hay was often stored in the barn loft and hens would find a cozy corner to lay eggs.

Now that beautiful quilt is another topic. It was made by hand with tiny little stitches joining pieces of fabric then layered and stitched together. Some were intricate works of art but others were large pieces of worn out blue jeans or flannel shirts sewn together then tacked. Either way they were a labor of love made by strong hard working women. A hand made quilt welcomed people to bed after a long hard day. They were first made for warmth from long cold winter nights and when the winds howled through the pine trees there was something very comforting about pulling a soft quilt tight around your neck.

Barns are just called barns but quilts got fancy names like goose in the pond or darting minnows or grandmother's flower garden; there are hundreds of them and each one looks different. Colorful fabrics from feed sacks, worn out or outgrown items of clothing, nothing went to waste. Between the layers might be a blanket or other padding that added warmth. With inventions such as the sewing machine, and changes in lifestyle like women working outside the home, and global markets, hand pieced quilts became scarce. Older quilters feared the art would be lost forever. Because tobacco farming is not the best way to make money on the farm any more the number of barns have also decreased. Many people were concerned they would disappear from the landscape.

But then from the north a snow ball rolled this way. The snowball convinced people to hang traditional quilt squares on their barns. This way the barn would have to stay to hold up the quilt square and the quilt square would have a permanent place to hang around and look as beautiful as it does gracing the bed that great-grandpa made. Perhaps he even made it in the barn.

Together a quilt and a barn form the perfect couple telling a story about a unique lifestyle in a unique place. They tell about happy times and hard times, about laughter and tears. So come, drive our beautiful two lane roads, see the deer eating the sweet grass, watch the forest change colors from spring into fall, experience the clear streams running down the mountain side, and keep an eye out, the next barn quilt might be just around the corner. Watch closely, or one might slip by....and you wouldn't want that to happen and neither would we.

Gwenda Adkins is an Extension Agent in Elliot County, Kentucky

Read more articles in "*The Barn Door*" at www.barnalliance.org

Join the National Barn Alliance today! Our mission:

- Encourage the documentation, through surveys and photography, of historic barns and other rural structures throughout America.
- Encourage and support the creation of statewide and local barn preservation organizations and programs.
- Facilitate the sharing of information on barns, their history and their maintenance.

Your membership will help us in our efforts to document and protect our vanishing rural heritage.

For more information visit our website at www.barnalliance.org

Membership Categories: \$20.00 Student \$30.00 Individual
\$50.00 Family \$100.00 Not-for-profit Affiliate \$500.00 Corporate Affiliate

Name _____

Organization _____

Address _____

City _____ State _____ Zip Code _____

Email _____

Send your check (payable to NBA) and membership form to:

National Barn Alliance, Inc., c/o Rod Scott, 704 Fremont St., Iowa Falls, IA 50126

"Barns are perfectly capable of speaking for themselves...a man's Barn bespoke his worth as a man. It expressed his earthly aspirations and symbolized the substance of his legacy to his children." Bill Lacy, Foreword, Arthur & Witney's, 'The Barn' 1972

Discover the Fifty States of Barns on the Web at www.barnalliance.org



"The Barn Door"

Newsletter of the National Barn Alliance
704 Fremont St.
Iowa Falls, IA 50126

Inside-BARN ART, NY Barn morphs into German artwork.



Discover the Fifty States of Barns on the Web at www.barnalliance.org